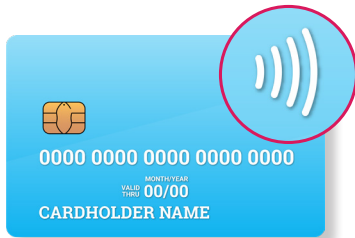


# Pay for your ride

1

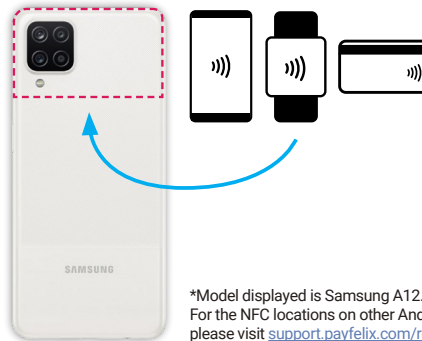
Get your contactless payment method ready



Contactless debit/credit cards always have a wave-like symbol with 4 curved lines.

2

Tap payment method on the back of the phone

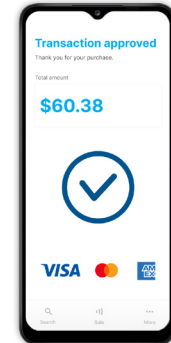


\*Model displayed is Samsung A12.  
For the NFC locations on other Android smartphones, please visit [support.payfelix.com/resources](https://support.payfelix.com/resources)

Tap and **hold** payment method to the back of the phone until the transaction gets approved.

3

Transaction complete



You may request a receipt via SMS or a physical copy.

